

Heaven and Earth Designs

Love Bunny

Chart No: HAEHOM 1048

Chart Design By Michele Sayetta

Artwork by

©Ellen Jareckie, House-Mouse Designs ®



Finished Design Size 298 W by 316 H (11-7/8 W X 12-5/8 inches on 25ct)
(This Chart Contains 47 Colors)

Heaven and Earth Designs LLC

1373 45th Ave SW

Willmar MN 56201

320-214-7998

www.heavenandearthdesigns.com

Copyright 2010 Heaven and Earth Designs LLC

Artwork Copyright Ellen Jareckie, House-Mouse Designs®

Instructions

Congratulations on buying a **Heaven and Earth Designs LLC** Cross Stitch Chart . We hope it will bring you many hours of pleasurable stitching and believe the final result will be something to love and admire forever.

Included with your chart is a clear plastic bag to protect your chart, and a coded thread list for the threads you will need to complete your project. Our charts are designed to use DMC stranded cotton threads and, where appropriate, Kreinik metallic thread.

































Chart Instructions:
















1. This chart is made up of several numbered pages beginning at the top left corner of the first page. The pages of chart are laid out from left to right in rows e.g. 1 2 3 4, 5 6 7 8. Although each chart is marked with arrows which indicate the centre , we believe you will find it easier to begin from the top left corner of page 1 and follow the chart page by page to the bottom right corner of the last page.
2. We recommend you stitch your design on either 18 count Aida or 25 count Linen. using 2 strands of cotton over one in each case.
3. At the top of the thread list you will find our recommendation for the fabric colour. We recommend purchasing a piece of fabric that equates to the design size plus 3 inches [75mm] all around, to allow for framing and matting.
4. Because of the large number of stitches, we have found it to be easier if you stitch one 10X10 grid at a time and then continue on to the next 10 x 10 grid.
5. Stitch each page until it is completed and then move on to the next. On each page there is a number at the top left that indicates the page number. On each corner is a number in parenthesis that indicates the connecting page, unless there is not one.
6. Under International Copyright Laws, you may copy the chart for your own use. We recommend that you use a copy as your working document. You may also wish to enlarge the pages to make the symbols easier to read.

If you have any questions regarding this chart please feel free to contact us.

Pattern Name: Love Bunny-House Mouse Designs
Designed By: Michele Sayetta
Company: Heaven and Earth Designs LLC
Copyright: 2010 Ellen Jareckie House Mouse Designs ®
Fabric: Linen 25, White
 298w X 316h Stitches
Size: 25 Count, 11-7/8w X 12-5/8h in

Floss Used for Full Stitches:





































Symbol	Strands	Type	Number	Color
	H	2	DMC 168	Pewter-VYLT
	@	2	DMC 169	Pewter-LT
	♦♦	2	DMC 225	Shell Pink-ULVYLT
	⬢	2	DMC 310	Black
	●	2	DMC 317	Pewter Gray
	♠	2	DMC 318	Steel Gray-LT
	1	2	DMC 371	Mustard
	✦	2	DMC 413	Pewter Gray-DK
	##	2	DMC 414	Steel Gray-DK
	L	2	DMC 415	Pearl Gray
	3	2	DMC 422	Hazelnut Brown-LT
	✦	2	DMC 436	Tan
	/	2	DMC 524	Fern Green-VYLT
	2	2	DMC 612	Drab Brown-LT
	≪	2	DMC 640	Beige Gray-VYDK
	▨	2	DMC 644	Beige Gray-MD
	H	2	DMC 647	Beaver Gray-MD
	6	2	DMC 676	Old Gold-LT
	>	2	DMC 738	Tan-VYLT
	8	2	DMC 745	Yellow-LT Pale
	<	2	DMC 754	Peach-LT
	⌘	2	DMC 762	Pearl Gray-VYLT
	⊙	2	DMC 819	Baby Pink-LT
	▩	2	DMC 838	Beige Brown-VYDK
	5	2	DMC 869	Hazelnut Brown-VYDK
	⌘	2	DMC 934	Black Avocado Green
	0	2	DMC 3012	Khaki Green-MD
	#	2	DMC 3042	Antique Violet-LT
	⊕	2	DMC 3072	Beaver Gray-VYLT
	7	2	DMC 3078	Golden Yellow-VYLT
	⌘	2	DMC 3371	Black Brown
	«	2	DMC 3607	Plum-LT












Symbol	Strands	Type	Number	Color
	(2	DMC 3608	Plum-VYLT
	■	2	DMC 3609	Plum-ULLT
	¢	2	DMC 3756	Baby Blue-ULVYLT
	9	2	DMC 3770	Tawny-VYLT
	√	2	DMC 3781	Mocha Brown-DK
	Ⅲ	2	DMC 3787	Brown Gray-DK
	⊙	2	DMC 3799	Pewter Gray-VYDK
	· ·	2	DMC 3827	Golden Brown-Pale
	4	2	DMC 3828	Hazelnut Brown
	⌘	2	DMC 3834	Grape-DK
	%	2	DMC 3835	Grape-MD
	\$	2	DMC 3836	Grape-LT
	⊗	2	DMC 3855	Autumn Gold-LT
	=	2	DMC 3861	Cocoa-LT
	↓	2	DMC 3862	Mocha Beige-DK

Usage Summary

Strands Per Skein: 6

Skein Length: 313.0 in

Type	Number	Full	Half	Quarter	Petite	Back(in)	Str(in)	Spec(in)	French	Bead	Skein Est.
 DMC 168	168	1198	0	0	0	0.0	0.0	0.0	0	0	1.000
 DMC 169	169	2225	0	0	0	0.0	0.0	0.0	0	0	1.000
 DMC 225	225	192	0	0	0	0.0	0.0	0.0	0	0	1.000
 DMC 310	310	638	0	0	0	0.0	0.0	0.0	0	0	1.000
 DMC 317	317	2950	0	0	0	0.0	0.0	0.0	0	0	1.000
 DMC 318	318	1934	0	0	0	0.0	0.0	0.0	0	0	1.000
 DMC 371	371	217	0	0	0	0.0	0.0	0.0	0	0	1.000
 DMC 413	413	2373	0	0	0	0.0	0.0	0.0	0	0	1.000
 DMC 414	414	2538	0	0	0	0.0	0.0	0.0	0	0	1.000
 DMC 415	415	2893	0	0	0	0.0	0.0	0.0	0	0	1.000
 DMC 422	422	553	0	0	0	0.0	0.0	0.0	0	0	1.000
 DMC 436	436	307	0	0	0	0.0	0.0	0.0	0	0	1.000
 DMC 524	524	193	0	0	0	0.0	0.0	0.0	0	0	1.000
 DMC 612	612	369	0	0	0	0.0	0.0	0.0	0	0	1.000
 DMC 640	640	311	0	0	0	0.0	0.0	0.0	0	0	1.000
 DMC 644	644	271	0	0	0	0.0	0.0	0.0	0	0	1.000
 DMC 647	647	302	0	0	0	0.0	0.0	0.0	0	0	1.000
 DMC 676	676	589	0	0	0	0.0	0.0	0.0	0	0	1.000
 DMC 738	738	408	0	0	0	0.0	0.0	0.0	0	0	1.000
 DMC 745	745	603	0	0	0	0.0	0.0	0.0	0	0	1.000
 DMC 754	754	374	0	0	0	0.0	0.0	0.0	0	0	1.000
 DMC 762	762	7497	0	0	0	0.0	0.0	0.0	0	0	3.000
 DMC 819	819	600	0	0	0	0.0	0.0	0.0	0	0	1.000
 DMC 838	838	261	0	0	0	0.0	0.0	0.0	0	0	1.000
 DMC 869	869	69	0	0	0	0.0	0.0	0.0	0	0	1.000
 DMC 934	934	475	0	0	0	0.0	0.0	0.0	0	0	1.000
 DMC 3012	3012	223	0	0	0	0.0	0.0	0.0	0	0	1.000
 DMC 3042	3042	1260	0	0	0	0.0	0.0	0.0	0	0	1.000
 DMC 3072	3072	4730	0	0	0	0.0	0.0	0.0	0	0	2.000
 DMC 3078	3078	170	0	0	0	0.0	0.0	0.0	0	0	1.000
 DMC 3371	3371	197	0	0	0	0.0	0.0	0.0	0	0	1.000
 DMC 3607	3607	12	0	0	0	0.0	0.0	0.0	0	0	1.000
 DMC 3608	3608	420	0	0	0	0.0	0.0	0.0	0	0	1.000
 DMC 3609	3609	392	0	0	0	0.0	0.0	0.0	0	0	1.000
 DMC 3756	3756	9278	0	0	0	0.0	0.0	0.0	0	0	3.000
 DMC 3770	3770	230	0	0	0	0.0	0.0	0.0	0	0	1.000

Type	Number	Full	Half	Quarter	Petite	Back(in)	Str(in)	Spec(in)	French	Bead	Skein Est.
 DMC 3781	325	0	0	0	0.0	0.0	0.0	0	0	1.000	
 DMC 3787	321	0	0	0	0.0	0.0	0.0	0	0	1.000	
 DMC 3799	1364	0	0	0	0.0	0.0	0.0	0	0	1.000	
 DMC 3827	337	0	0	0	0.0	0.0	0.0	0	0	1.000	
 DMC 3828	175	0	0	0	0.0	0.0	0.0	0	0	1.000	
 DMC 3834	21	0	0	0	0.0	0.0	0.0	0	0	1.000	
 DMC 3835	22	0	0	0	0.0	0.0	0.0	0	0	1.000	
 DMC 3836	28	0	0	0	0.0	0.0	0.0	0	0	1.000	
 DMC 3855	1403	0	0	0	0.0	0.0	0.0	0	0	1.000	
 DMC 3861	60	0	0	0	0.0	0.0	0.0	0	0	1.000	
 DMC 3862	278	0	0	0	0.0	0.0	0.0	0	0	1.000	

